

# PRODUCT GUIDE/MENU



ORIGINE EN 1979





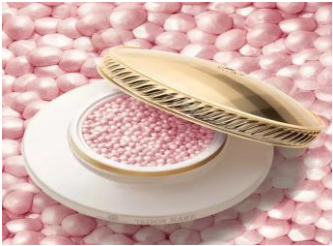

# TRÉSOR RARE

De Premier



A close-up photograph of a woman lying down, receiving a facial treatment. Her eyes are closed, and a white cloth is placed over her face. A hand is visible near her eye, holding a small, light-colored tool. The overall scene is softly lit, creating a calm and professional atmosphere.


# ULTIMATE PEARL COLLECTION

<p>ULTIMATE PEARL CLEANSING REVITALIZING MOUSSE</p>		<p>Avoid the eye area. Take an adequate amount of the cleansing mousse in the palm of your hands. Softly apply over dampened skin using circular movements. Rinse off carefully using warm water. Pat face dry. This quick cleansing solution contains AHA to help renew the skin.</p>	<p>Use this facial wash daily. AM &amp; PM</p>
<p>ULTIMATE PEARL FACIAL PEEL</p>		<p>Apply a small amount of the peeling gel onto dry skin. By using the tips of your fingers rub the gel in small circular movements until you get the peeling effect. Rinse off any remaining residue using lukewarm water or a toner and apply moisturizer after.</p>	<p>Use this facial peel up to twice weekly in the evening</p>
<p>ULTIMATE PEARL SOOTHING TONER</p>		<p>Apply it by soaking a pad made of cotton wool and flouncing it across your face and neck.</p>	<p>Use this toner daily. AM &amp; PM</p>
<p>ULTIMATE PEARL PROTECTING AND DEFENDING CREAM</p>		<p>Apply cream onto a freshly cleansed face. Take an adequate amount of the cream and dab it on your face in all regions. Rub gently into the skin. The cream helps offer all day protection against all elements and moisturizes the top layers of the skin.</p>	<p>Use this moisturizer twice daily. AM &amp; PM</p>
<p>ULTIMATE PEARL ESSENCE</p>		<p>Using the included spatula, gently spoon a few of the pearl capsules onto the skin. Gently massage the pearls into the skin. Let the Essence fully absorb into the skin. Follow with the defending cream or your moisturizer of choice.</p>	<p>Use this pearl bead essence blend daily at night as a protein &amp; vitamin treatment</p>
<p>ULTIMATE PEARL PROTECTING DEFENCE CARE DUO SHIELD</p>		<p>Apply the protecting duo shield as the last step in your beauty regimen. Can also be applied as a serum under your cream or make.</p>	<p>Duo shield can also be applied directly on top of your finished regimen or on top of makeup. Duo shield is water resistant.</p>









**BX SKIN RELAXOR  
COLLECTION**

<p>BX SKIN RELAXOR RICH FOAMING CREAM CLEANSER</p>		<p>Avoid the eye area. Take an adequate amount of the cream cleanser in the palm of your hands. Softly apply over damp skin using circular movements. Rinse off carefully using lukewarm water. Pat face dry.</p>	<p>Use this cleanser twice daily. AM &amp; PM</p>
<p>BX SKIN RELAXOR THERMAL MASK</p>		<p>A highly concentrated thermal mask, has a warming effect on your skin as it detoxifies. When used twice a week, the skin appears and feels more redefined, firmed and smoothed.</p>	<p>Use this mask + BX SKIN RELAXOR ESSENCE twice a week. AM &amp; PM</p>
<p>BX SKIN RELAXOR ESSENCE</p>		<p>Apply the Essence onto a freshly cleansed face. Apply in small circular motions all over the face. Avoid the eye area. The BX Essence is designed to help in skin cell rejuvenation and offers deep hydration to our skin. Be sure to wait a few moments before applying the cream so the Essence has plenty of time to absorb into your skin.</p>	<p>Use this BX SKIN RELAXOR ESSENCE + BX RELAXOR THERMAL MASK twice a week. AM &amp; PM</p>
<p>BX SKIN RELAXOR CONCENTRATE</p>		<p>Apply an adequate amount of the Concentrate onto a freshly cleansed face. Apply in small circular motions all over the face. Avoid the eye area. Follow with the Relaxor Cream or your moisturizer of choice.</p>	<p>Use this concentrate at night</p>
<p>BX SKIN RELAXOR CREAM</p>		<p>Apply cream onto a freshly cleansed face. Apply cream after any concentrates. Take an adequate amount of the cream and dab it on your face in all areas. Massage the moisturizer gently into the skin. Let the moisturizer fully absorb.</p>	<p>Use this cream twice a day. AM &amp; PM</p>







BLUE SAPPHIRE AGE  
DEFYING COLLECTION

<p>BLUE SAPPHIRE COMPLETE AGE DEFYING EYE ZONE CONCENTRATE</p>		<p>Ensure eye area is free from make-up &amp; debris. Apply an adequate amount of the concentrate onto the tip of your ring finger. Gently rub the concentrate onto the eye contour area with soft, small circular movements. Let the concentrate fully absorb before applying eye cream</p>	<p>Apply twice a day. AM &amp; PM</p>
<p>BLUE SAPPHIRE COMPLETE AGE DEFYING EYE ZONE TREATMENT</p>		<p>Ensure the eye area is free from make-up &amp; debris. Using your ring finger dab an adequate amount of the eye cream onto the eye contour area with soft, small circular movements. Let the eye cream fully absorb before apply any make up.</p>	<p>Apply twice a day. AM &amp; PM</p>
<p>BLUE SAPPHIRE COMPLETE AGE DEFYING FACIAL SKIN CONCENTRATE</p>		<p>Apply an adequate amount of the Concentrate onto a freshly cleansed face. Apply in small circular motions all over the face. Avoid the eye area. Follow with the Complete Age Defying Facial Treatment Cream for optimal results.</p>	<p>Apply twice a day. AM &amp; PM</p>
<p>BLUE SAPPHIRE COMPLETE AGE DEFYING FACIAL TREATMENT CREAM</p>		<p>Apply cream onto a freshly cleansed face. Apply cream after any concentrates. Take an adequate amount of the cream and dab it on your face in all regions. Rub the moisturizer gently into the skin. Let the moisturizer fully absorb.</p>	<p>Apply twice a day. AM &amp; PM</p>
<p>BLUE SAPPHIRE COMPLETE AGE DEFYING MASK MYSTIQUE</p>		<p>Apply onto freshly cleaned and dried skin. Using the included spatula, apply the Mask Mystique onto clean skin carefully avoiding the eye area. After mask is applied on the face gently rub it into the skin creating an exfoliating effect. Leave the mask on the skin for about 10 minutes. Remove the mask by using the included black mineral bar. Wrap a tissue around the mineral bar. Glide the mineral bar directly over the mask. (No direct contact.) The mineral bar will remove most of the mask, thus leaving behind an oily serum. The remaining serum should be rubbed into the skin or washed off using a milk cleanser depending on the type of skin. It is recommended that you do not apply onto oily and/or acne prone skin.</p>	<p>Use up to twice a week, Recommended at night</p>
<p>BLUE SAPPHIRE COMPLETE AGE DEFYING SKIN POTION LIFTING MASK</p>		<p>Apply mask onto freshly cleansed skin. Apply the Complete Age Defying Skin Potion Lifting Mask on all facial regions (Avoiding the eye area) using soft circular movements. Leave the mask on the face for 10 minutes and then rinse off with lukewarm water. For a more immediate lifting effect, you can leave a thin layer of the mask on the whole night and wash it off in the morning.</p>	<p>Use this mask once a week, recommended at night</p>



**BLACK DIAMONDS  
EXPRESS LIFTING  
COLLECTION**



<p>EXPRESS 60 SECONDS LIFT</p>		<p>For a special occasion, or any time serious and immediate lifting and wrinkle minimizing is required, apply onto clean, dry skin, tap a <b>very small amount</b> over areas of concern finalize with one brisk stroke. Keep face expressionless for a couple of minutes. You may apply make-up.</p>	<p>For a special occasion or once a week, recommended at night</p>
<p>EXPRESS LIFTING CONCENTRATED CREAM</p>		<p>Onto clean, dry skin, rub in the morning and evening to whole face, using circular motions until fully absorbed. using light upward strokes along the jaw lines.</p>	<p>Apply twice a day. AM &amp; PM</p>
<p>EXPRESS TIGHTENING LIFTING MASK</p>		<p>For a special occasion or any time serious and immediate total face lifting, and wrinkle minimizing is required. Apply a very thin layer onto clean, dry skin, tap a <b>very small amount</b> over areas of concern finalize with one brisk stroke. Keep face expressionless for a couple of minutes. You may apply make-up.</p>	<p>For a Special occasion or once a week, recommended at night</p>
<p>GOLDEN ELIXIR LUXE SKIN TREATMENT</p>		<p>Apply onto clean skin, open the single mask pack, and use immediately after opening. Apply the Mask onto your face &amp; eyes and smooth the mask gently with your fingers to ensure good skin contact. Leave mask on for 5-10 minutes. Remove and rinse skin with warm water. Do not re-use the mask.</p>	<p>Use once every 4 weeks or as per Skin Expert recommended</p>



IMPERIALE &  
MAGESTICAL BODY  
COLLECTION

<p>IMPERIALE EXFOLIATING BODY SCRUB</p>		<p>Onto wet skin in soft circular motions, wash away with warm water.</p>	<p>2 to 3 times weekly or as often as desired</p>
<p>MAGESTICAL EXFOLIATING BODY SCRUB</p>		<p>Onto wet skin in soft circular motions, wash away with warm water.</p>	<p>3 to 3 times weekly or as often as desired</p>
<p>IMPERIALE CREAMY BODY MOUSSE</p>		<p>Daily onto clean skin in soft circular motions.</p>	<p>Twice daily, as often as desired</p>
<p>MAGESTICAL CREAMY BODY MOUSSE</p>		<p>Daily onto clean skin in soft circular motions.</p>	<p>Twice daily, as often as desired</p>